

NEWS RELEASE

FOR IMMEDIATE RELEASE:

Sept. 15, 2020

CONTACT:

Nancy Nydam
404-657-2462

DPH Provides Update on COVID-19 Trends in Georgia

Atlanta – The Georgia Department of Public Health (DPH) is providing the following information regarding the fight against COVID-19 in Georgia:

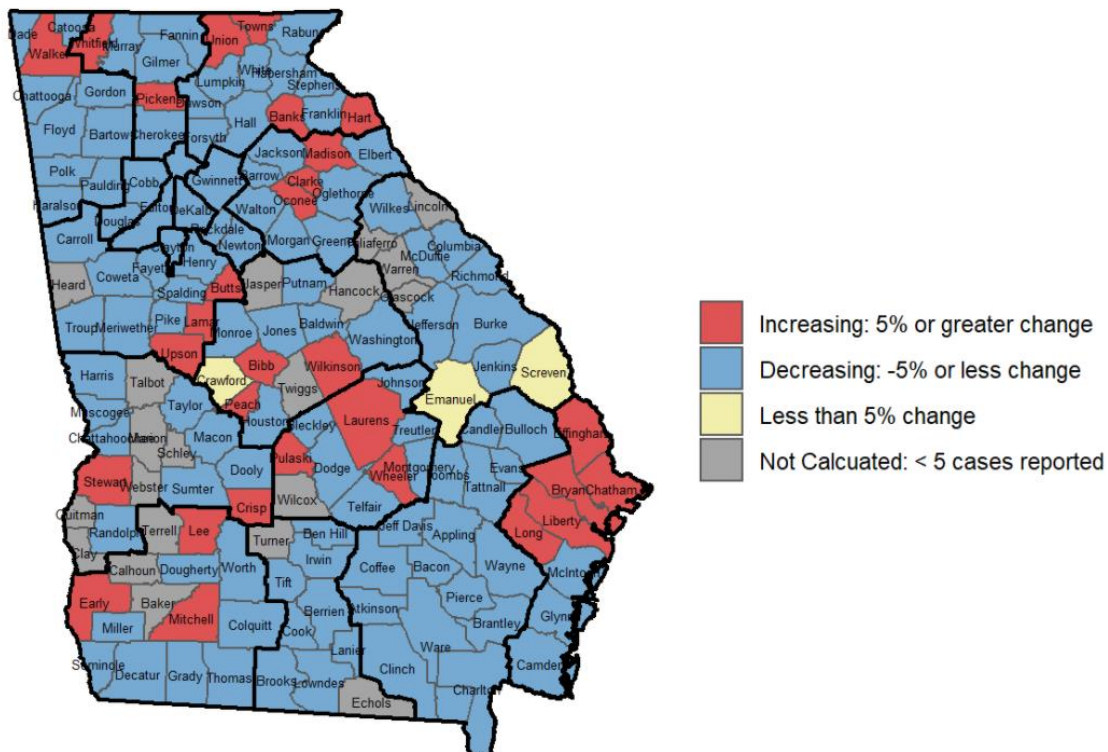
Positive Indicators

COVID-19 Cases

- From **9/7 to 9/14**, the seven-day average of new cases reported decreased **11.3%**.
- The seven-day average of new cases reported is **down 54%** from our peak July 24.

Confirmed COVID-19 Cases

Percent Change 08/29-09/04, 09/05-09/11



Testing

- As of Sept. 14, the state reported more than 2.6 million COVID-19 tests.
- DPH is operating 180+ SPOCs, including mobile and pop-up locations statewide.
- The number of specimens collected at DPH SPOCs is nearly 980,000.

The mega-testing site at Atlanta Hartsfield Jackson International airport closed Friday, Sept. 11. Between Aug. 10 and Sept. 11, 16,976 specimens were collected for testing at the site.

Positivity Rate

The statewide positivity rate (7-day moving average) for PCR testing has decreased from 8.9% on 8/31/20 to 8.1% on 9/7/20 to **7.7% on 9/14/20**. Despite overall testing numbers decreasing statewide, the positivity rate also continues to decrease.

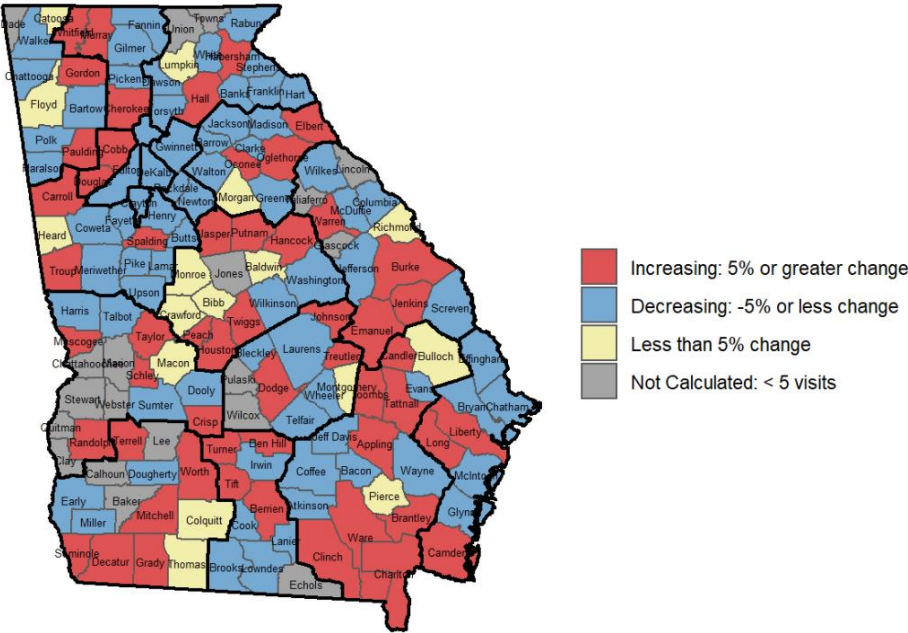
Hospitalizations

Daily hospitalizations for COVID-19 have decreased from 1,659 on Sept. 7 to 1,533 on Sept.14, or a decrease of 7.6% in the past week. Hospitalizations have decreased 52% since a daily high reported July 30 of 3,200.

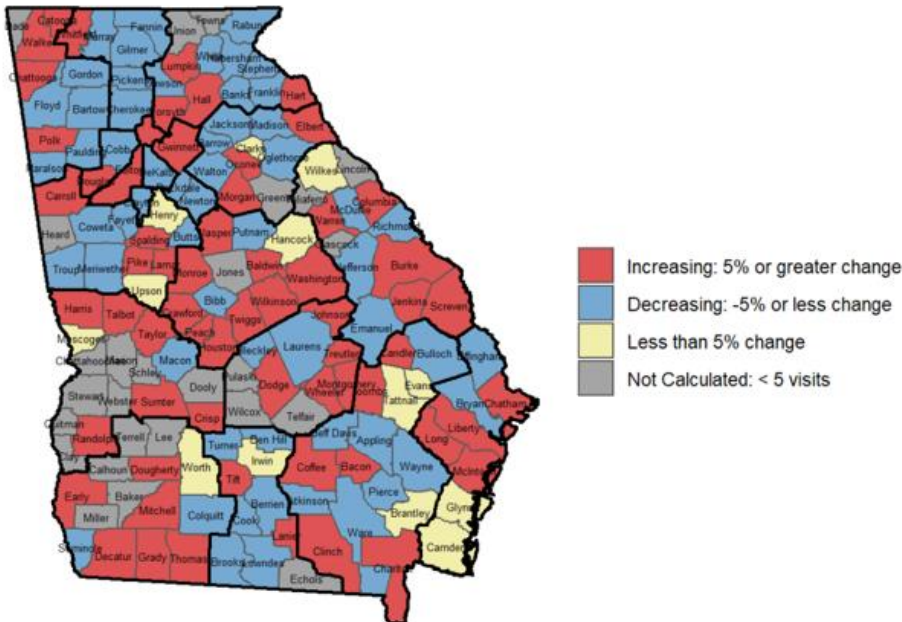
Emergency Department Visits

Emergency Department (ED) visits related to COVID-19 and ILI (influenza-like illness) have remained flat over the past two weeks (Aug. 29 – Sept. 11)

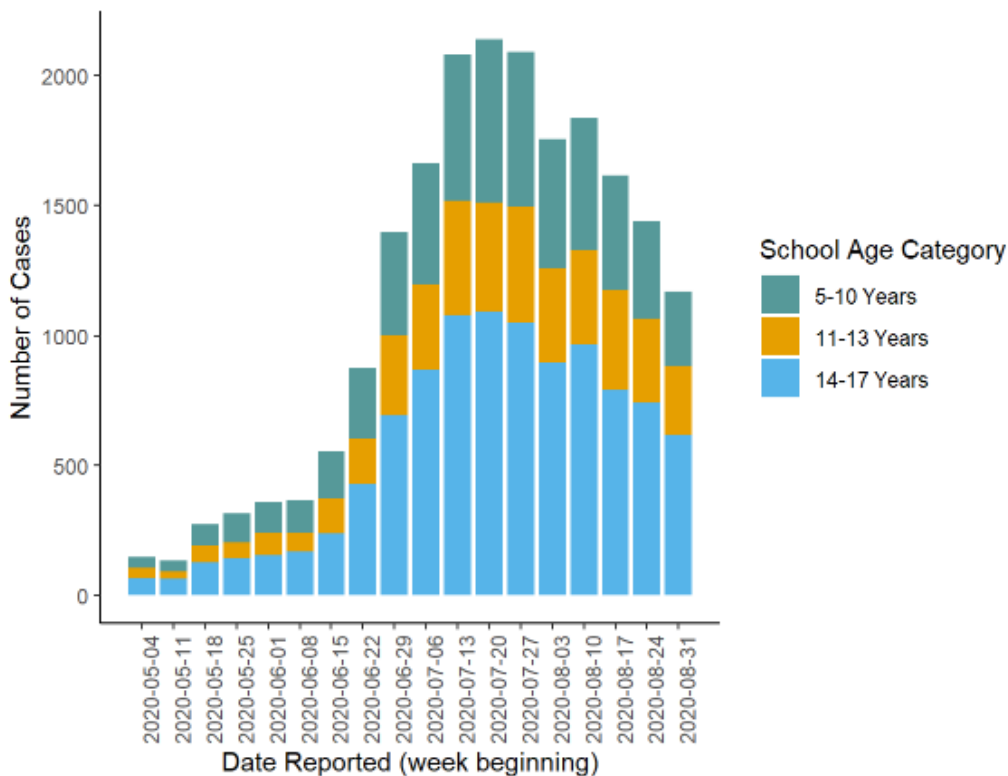
Emergency Department (ED) Visits with COVID-19 Syndrome
Percent Change 08/29-09/04, 09/05-09/11



Emergency Department (ED) Visits with ILI Syndrome
 Percent Change 08/29-09/04, 09/05-09/11

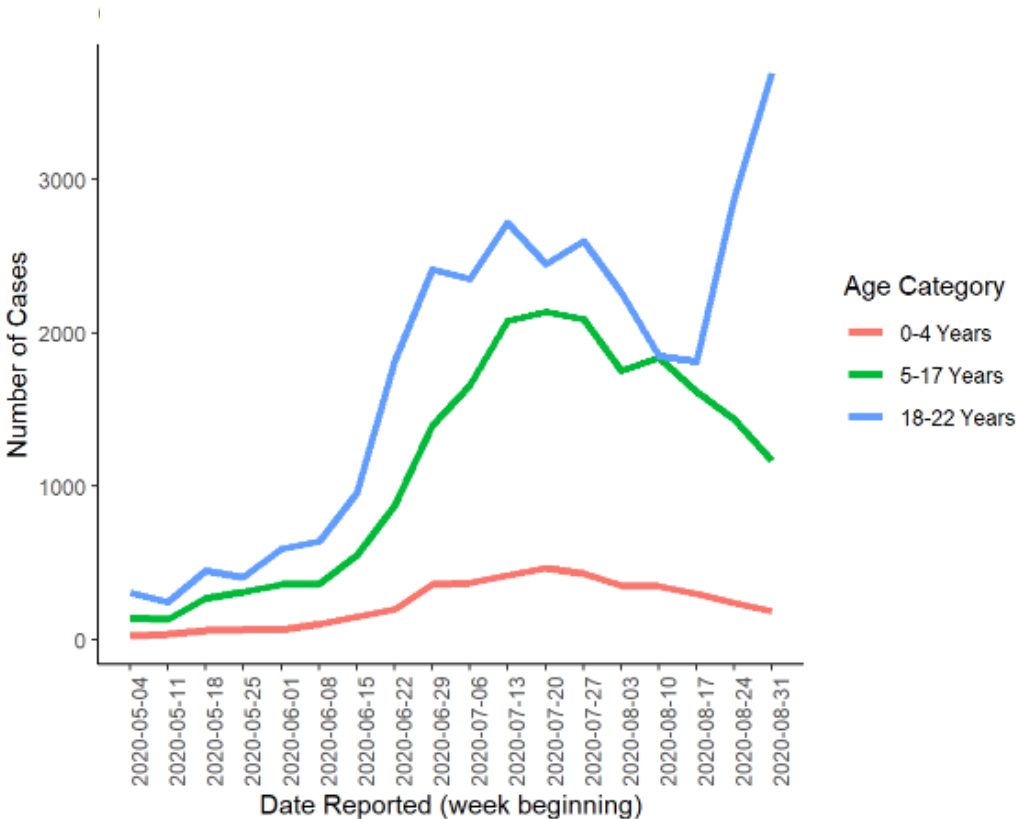


COVID-19 Cases Among K-12 School Aged Children*



*Report reflects week of Aug. 31 – Sept. 4

COVID-19 Cases by Age Category (Ages 0-22)*



*Report reflects week of Aug. 31 – Sept. 4

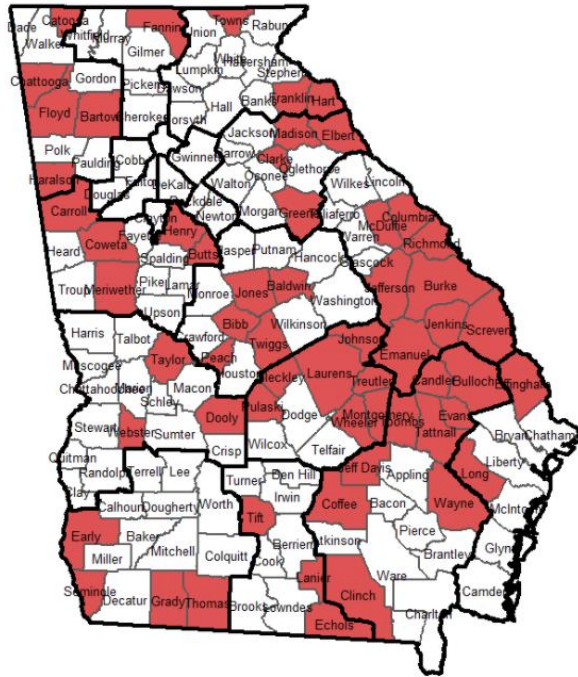
Outbreaks

Sept. 6 - 12: **93**

These outbreaks are occurring in settings where people are physically congregating and underscore the need for physical distancing and source control. The highest number of outbreaks occurred in schools, long-term care facilities, correctional facilities and restaurants.

Setting	9/6-9/12/20	Cumulative Total
LONG-TERM CARE FACILITY/NURSING HOME	15	703
SCHOOL	39	229
PRISON/JAIL	8	202
WORKPLACE	3	187
MANUFACTURING FACILITY	1	150
RESTAURANT OR DELI	9	87
DAY CARE CENTER	1	72
CHURCH/TEMPLE	7	71
OTHER CONGREGATE SETTING		64
OTHER	4	58
FOOD PRODUCTION FACILITY		52
HOSPITAL	1	44
OUTPATIENT (NON-DIALYSIS)		39
SHELTER		37
OFFICE SETTING	2	34
GROCERY STORE		26
OTHER INPATIENT FACILITY/DETOX FACILITY	2	26
FARM		19
CONSTRUCTION SITE		17
MENTAL HOSPITAL		17
BAR/ENTERTAINMENT VENUE		13
FUNERAL		10
CAMP		9
HOTEL		8
MILITARY FACILITY		7
COMMUNITY		5
DIALYSIS CENTER		5
PRIVATE HOME		3
RESORT		3
WEDDING RECEPTION	1	3
PICNIC/COOKOUT/POTLUCK		2
CONVENTION CENTER		1
SWIMMING POOL		1
UNKNOWN		1
WATER PARK		1
CAFETERIA		1

Counties with High Transmission Indicators*



Counties of High Transmission Indicators represent Counties with [14-day cases rate is > 100 cases/100,000 county residents (> 10 cases during this period)] AND [14-day average % positive PCR tests > 10% (> 20 total tests performed during this period)].

*By county of residence, report reflects weeks Aug. 29 to Sept. 11

For updates on COVID-19, follow @GaDPH and @GovKemp on Twitter and @GaDPH and @GovKemp on Facebook.

For information about COVID-19, visit <https://dph.georgia.gov/novelcoronavirus> or <https://www.cdc.gov/coronavirus/2019-ncov/index.html>.

###